



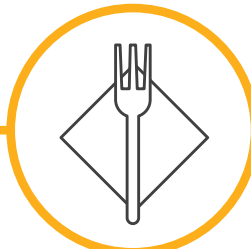
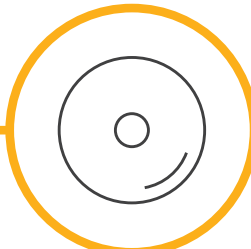



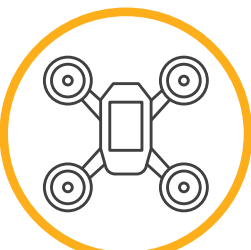
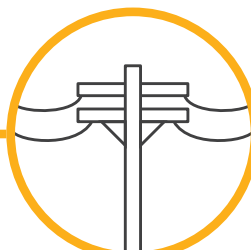

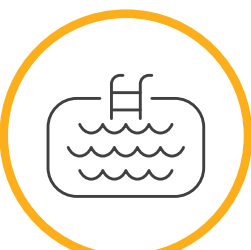

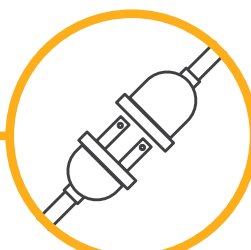
SPOT THE ELECTRICAL HAZARD

After you complete this activity, color the items with crayons or colored pencils.



When combined, electricity and common items that seem harmless can create dangerous situations. Look at the items grouped below, then circle the two items that (when combined) create an electrical hazard.

Check your work in the answer key.

1	 toaster	 fork	 bagel
2	 hairdryer	 electrical outlet	 running water
3	 drone	 power lines	 picnic
4	 swimming pool	 floatie	 extension cord

Answer Key: 1) fork & toaster 2) hairdryer & water or outlet & water 3) drone & power lines 4) extension cord & pool