

Shelby Electric Cooperative's Power of Green Recycling to close November 15th

All good things must come to an end, that is a phrase we have all heard at one time or another. Unfortunately, this is the case for the many loyal customers of Shelby Electric Cooperative's recycling program entitled the Power of Green. The recycling center located at the Cooperative's East Route 16 location will stop taking recycling materials on Saturday, November 15th.

The Power of Green originally began operation in July 2010 to fill a void in the area. Through a grant from the State Department of Commerce and Economic Opportunity, the cooperative was able to launch the community recycling center by purchasing some of the equipment to get started.

After some downsizing and consolidation of the PWR-net employees from their East Route 16 location over to the main office of N. Route 128, the property sat vacant except for the garage area where the Power of Green operation is located.

The cooperative staff and board took a long hard look at the recycling program and building when

another company approached the cooperative about leasing the building.

The cooperative reached out to several businesses and organizations with hopes of finding a new home for the Power of Green but met with little success. "There is significant value to the community having a program like this. It has been very successful and we hate to see it cease to operate," said Josh Shallenberger the cooperative's Chief Operating Officer. "We would be happy to assist and train anyone or any business interested in taking over the program."

Since its inception, the Power of Green has collected over 600,000 pounds of recycled materials (see chart). Once collected, the materials were picked up and hauled to a recycling center in Champaign-Urbana.

"We would like to say thank you to all the loyal individuals and area businesses who took advantage of our recycling program and apologize for any inconvenience this situation might create," said Shallenberger.

"As a business owner, we really appreciated the cooperative stepping forward and starting the recycling program. We will miss not having convenient access to this service in the future," said Shelbyville



MATERIAL RECYCLED	POUNDS
Magazines/Newspapers	251,730
Cardboard	211,871
Office Paper	61,409
Plastics	52,289
Tin/Steel	21,975
Aluminum	4,045
TOTAL	603,319

Monical's owner Mark Shanks. "We were able to divert many tons of recyclables from the waste stream and were even able to save on our garbage bill by reducing the number of pickups. We greatly appreciate the effort the Co-op put into this and truly hope someone can pick up the program and keep it going."

Should anyone in the community be interested in learning about taking over the Power of Green Recycling Program please contact Josh Shallenberger at 217-774-3986.

The Power of Green Recycling Program will operate under normal business hours until mid-November. Regular hours will remain Tuesdays 8:00 a.m. to noon, Thursdays 1:00 p.m. to 4:00 p.m. and Saturdays 8:00 a.m. to noon. The last day for recycling collection will be Saturday, Nov. 15, 2014.



Monte McElroy, owner of McElroy Recreational Sales, has used the Power of Green recycling since Shelby Electric Cooperative started the program in 2010.

Daylight saving time reminder

Daylight saving time ends at 2 a.m. on Sunday, November 3rd. This will get you an extra hour of rest when you turn your clock back one hour before you go to bed Saturday night.

Local fire officials also recommend changing the batteries in your smoke detector(s) at this time.



Energy Efficiency Tip of the Month

To save energy this month, try lowering your water heating costs. Water heating accounts for 14 to 25 percent of the energy you consume. Turn the water heater's temperature to the warm setting, which is around 120 degrees Fahrenheit. This will save energy and help you save on your monthly bill.

Source: U.S. Department of Energy

Linemen show support during Breast Cancer Awareness Month

Real Linemen Wear Pink



October was Breast Cancer Awareness Month, which is an annual campaign to increase awareness of the disease. Shelby Electric Cooperative Linemen showed their support by wearing pink hard hats during the month of October. Pictured left to right, standing on truck are Linemen Jake Kull, John Miller, Brian Chevalier, Matt Clark and Nick Dunaway. Pictured left to right, standing on the ground


are Linemen Andy McDonald, Cary Bryson, Nick Sloan, Blake Knearem, Kevin Carlen, Fleet Manager Craig Atteberry, Linemen Adam Schrock, Larry Nohren, Steve Darnell, Operations Manager Terry Oldham and President/CEO James Coleman. Not pictured are Linemen Roger Jones, Jamie Sharp, Brad Wright, Thad France, Larry Endsley and Metering Foreman Dave White.

Your Touchstone Energy® Partner 

P.O. BOX 560
Shelbyville, IL 62565
Phone: 217-774-3986
Fax: 217-774-3330
www.shelbyelectric.coop
twitter.com/YourCoop
facebook.com/YourCoop

Office Hours:
7:30 a.m. - 4:30 p.m.



Your Touchstone Energy® Partner 

Offices Closed

Your cooperative offices will be closed Tuesday, Nov. 11th for Veterans Day and Thursday, Nov. 27th and Friday, Nov. 28th for Thanksgiving.



Beat the drafts by weather-stripping your home

There is no doubt about it; the cold weather is on its way. Not only is it important to make sure that your heating unit is working properly, but you should check your home to make sure that none of that heat is escaping.

When the weather turns colder, drafts around windows and doors are constantly letting in cool air. Most people will immediately want to raise their thermostat even higher; however, that will cause you to use more energy when you don't necessarily need to. The best solution is to weather strip your home. This is typically an easy fix that will eliminate energy waste and help you save on your monthly electric bill.

Sometimes drafts are obvious, and other times the openings are much smaller. The following are two quick ways to find out if heat is escaping from your home. For doors, look for daylight between the door and its frame, if you see even a hint of light in between the two, you need to weather strip that area. For windows, place a piece of paper between the sash and the seal then close it. If you can remove the piece of paper from the window without ripping it,



you need to weather strip that area as well.

The great thing about all of this is that weather stripping is easy! There is an assortment of materials available to you (like rubber, foam, metal, etc.) and they are all inexpensive. Once you have purchased what you need, keep the following in mind before you begin weather stripping: be sure the surface is dry and clean, measure the area more than once for best accuracy and apply so that strips compress both sides of the window or door.

Roughly half of the energy that your home uses comes from heating and cooling. So the next time you feel an uncomfortable draft in your home, do not immediately crank up the heat. Check to find out where the draft is coming from and properly weather strip or caulk the area. This will ultimately save you more energy and more money in the end.

WHAT WILL I NEED TO WEATHER STRIP DOORS AND WINDOWS?

There are a variety of materials available to weather strip your home. Here are a few options to help you choose:

*Apply weather stripping around the door frame and stop. At the bottom of a door, install a door sweep, door shoe or threshold; or apply reinforced-foam weather stripping. Apply weather stripping at the top and bottom of window sash.

FELT

Reinforced with a flexible metal strip.
Should be stapled, glued or tacked into place.

Cost: Low

Advantages: Easy to install and inexpensive.

Disadvantages: Low durability. Do not use where exposed to a great deal of moisture. All-wool felt is more durable but very visible.

ROLLED OR REINFORCED VINYL

Pliable or rigid strip gasket (attached to wood or metal strips).

Cost: Low to moderate.

Advantages: Easy installation, various colors to help with visibility and some types of rigid strip gaskets provide slot holes for height adjustment.

Disadvantages: Very visible.

REINFORCED FOAM

Closed-cell foam attached to wood or metal strips.

Cost: Moderately low

Advantages: Effective sealer, rigid, proven to work well.

Disadvantages: Very visible.



Source: Department of Energy

*For more weather stripping options, visit

<http://energy.gov/energysaver/articles/weatherstripping>

To weather strip windows:

- Place the stripping between the frame and the sash.
- Be sure it compresses the window when shut.
- Check to make sure the stripping does not interfere with the moving of the window.

To weather strip doors:

- Choose the proper sweeps and thresholds for your door.
- Weather-strip the entire doorjamb.
- Make sure the stripping meets tightly at both corners.
- Use a thickness that allows for a tight press between the door and the ground, but one that does not make the door difficult to shut.


Eight 2015 IEC Memorial Scholarships Available

James Coleman, President/CEO of Shelby Electric Cooperative, has announced that the Illinois electric cooperatives will award eight academic scholarships in 2015 to high school seniors through a memorial scholarship fund designed to financially assist deserving students in the “electric cooperative family.”

The eight scholarships of \$1,500 each will be awarded in 2015 through the Thomas H. Moore Illinois Electric Cooperatives (IEC) Memorial Scholarship Program.

Four scholarships will be awarded to high school seniors who are the sons or daughters of an Illinois electric cooperative member receiving service from their cooperative. A fifth scholarship, the Earl W. Struck Memorial Scholarship, will be awarded to a student who is the son or daughter of an Illinois electric cooperative employee. The sixth and seventh scholarships are reserved for students enrolling full-time at a two-year Illinois community college and are the sons or daughters of Illinois electric cooperative members, employees or directors.

The eighth annual scholarship, the LaVern and Nola McEntire Lineworker’s Scholarship, will help pay for costs to attend the lineworker’s school conducted by the Association of Illinois Electric Cooperatives in conjunction with Lincoln Land Community College,




Springfield, Ill. Sons and daughters of co-op members, relatives of co-op employees or directors, individuals enrolled in the Lincoln Land Lineworker’s School and individuals who have served or are serving in the armed forces or National Guard are all eligible for the lineworker’s scholarship.


“We hope to assist electric cooperative youth while honoring past rural electric leaders with these scholarships,” says Member Services Representative Heidi Hall. “Shelby Electric Cooperative and the other Illinois electric cooperatives are always seeking ways to make a difference in our communities. One of the best ways we can do that is by helping our youth through programs like this.”

“We’ve been fortunate to have two scholarship winners. In 2012, Derrick Knearem received the LaVern and Nola McEntire Lineworker’s Scholarship and in 2011, Matthew Durbin was a recipient of the IEC Memorial Scholarship,” said Coleman.

All necessary paperwork will be sent to area high school guidance counselors and is available for download at the cooperative’s website at www.shelbyelectric.coop under the “Our Community” tab. For more information regarding the scholarships, contact Heidi Hall at 800-677-2612 or hhall@shelbyelectric.coop.



Matthew Durbin, son of Shelby Electric Cooperative members Larry and Ginger Durbin of Shelbyville, was a recipient of the 2011 IEC Memorial Scholarship.



Derrick Knearem, son of Diane Bunton of Lakewood and Rory Knearem of Cowden, was the 2012 recipient of the LaVern and Nola McEntire Lineworker’s Scholarship.



**THANK YOU VETERANS
FOR YOUR SERVICE TO OUR COUNTRY**
From the members, employees and directors of Shelby Electric Cooperative,
Shelby Energy Company and PWR-net Wireless Broadband Internet.
Remember to Thank a Veteran on November 11th!
www.shelbyelectric.coop

facebook.com/YourCoop



twitter.com/YourCoop