














SPOT THE ELECTRICAL HAZARD

After you complete this activity, color the items with crayons or colored pencils.



When combined, electricity and common items that seem harmless can create dangerous situations. Look at the items grouped below, then circle the two items that (when combined) create an electrical hazard.

Check your work in the answer key.

1			
	toaster	fork	bagel
2			
	hairdryer	electrical outlet	running water
3			
	drone	power lines	picnic
4			
	swimming pool	floatie	extension cord

Answer Key: 1) fork & toaster 2) hairdryer & water or outlet & water 3) drone & power lines 4) extension cord & pool



Jo-Carroll Energy

Your Touchstone Energy® Cooperative

