

Celebrating our lineworkers

We depend on our entire team of employees to keep Shelby Electric Cooperative running smoothly. On April 11, 2022, we want to honor all lineworkers who often find themselves in dangerous and challenging situations so our lives may be a little bit brighter and safer every day. These brave men and women repair damaged lines and maintain critical infrastructure for our members.

Twenty-four line personnel maintain 2,200 miles of energized line across the cooperative's service territory in all or parts of Christian, Cumberland, Effingham, Fayette, Macon, Montgomery, Moultrie, Sangamon, and Shelby Counties.

Without their hard work and commitment to the job, our co-op would not thrive. No matter the time—day or night, weekday or weekend—if the lights go out, so do they. In addition to aiding members in our local service territory, lineworkers are always willing to help when a neighboring cooperative, in state or out of state, is in need after a major weather outage occurs.

This commitment and sense of service to the community is why we want to show them our appreciation. That is why cooperatives across the country set aside the second Monday in April each year to celebrate and recognize the men and women who work around the clock to keep the lights on.

We hope you will join us in thanking the many lineworkers—both locally and around the world—that light up our lives. Remember, your power works because they do! Use #ThankALineworker on social media to show your support on April 11 for Cooperative Lineworker Appreciation Day and April 18 for Universal Lineman Appreciation Day.

#ThankALineworker

**#ThankALineworker
on April 11**



Our lineworkers are fearless, committed, and critical to our success. We say THANK YOU to our line personnel:

Manager of Operations

Terry Oldham

Construction Superintendent

Brian Chevalier

Operations Assistant

Amy Peters

Metering Foreman

Dave White

Foremen

Andy McDonald
Blake Summers
Brad Wright

Linemen

Dalton Brown
Luke Brown
Matt Clark
Nick Dunaway
Roger Jones
Blake Knearem
Jake Kull
Nick Ray
Adam Schrock
Jamie Sharp
Nick Sloan
Tyler Urbanski

Apprentice Lineman

Lucas Morse

Groundman

Cade Helton

Forestry Foreman

Jerry Johnston

Fleet Manager

Craig Atteberry

Material Control Clerk

Marlow Stephens

Employee News



Dannette Logue

Dannette Logue new Billing and Data Supervisor

We would like to congratulate Dannette Logue as she was recently promoted to Billing and Data Supervisor. Dannette has worked in the billing department for 27 years. Dannette is excited for this opportunity and will continue to faithfully serve the members as she has since 1995. Congratulations, Dannette!




Dalton Brown

Dalton Brown becomes a Journeyman

We would like to announce that Dalton Brown has finished his apprenticeship and is now a Journeyman Lineman. He started at the cooperative in May 2016. Way to go on your hard work and accomplishment, Dalton!

Elizsha Darnell moves to the Billing Department

We are pleased to announce that Elizsha Darnell was promoted to Member Account Representative. She started



Elizsha Darnell

working for the cooperative as a Member Coordinator in November 2020. Congratulations, Elizsha!



SHELBY News

**P.O. BOX 560
Shelbyville, IL 62565
Phone: 217-774-3986
or 1-800-677-2612
Pay-by-Phone:
1-855-385-9981
www.shelbyelectric.coop
twitter.com/YourCoop
facebook.com/YourCoop**

**Office Hours:
7:00 a.m. - 4:00 p.m.**



Amy Peters joins the Operations Department


The cooperative welcomed Amy Peters as the new Operations Assistant in February. It was an exciting first week for Amy as the cooperative was hit with a barrage of winter weather.

“It was an exciting first week for sure, kind of a trial by fire! I’m glad I was able to experience what a big storm looks like to see how things work, the procedures to get everything fixed, and the power restored,” said Amy.

Amy is excited for the opportunity to work in a position where there will be a variety of work throughout the day and have the opportunity to work with a wide range of people. “I like being in the middle of it all and look forward to being able to help the members of the cooperative when they need it,” noted Amy.

A 2002 Shelbyville High School graduate, Amy received an associate degree in graphic design from Lake Land College. Before taking the job at the cooperative, she was employed at Leach-Wilson Chevrolet Buick in Shelbyville.

Amy and her husband Doug live in rural Shelbyville with their two young boys, Kolby and Kamden. When she is not working, she enjoys spending time with her family, running, reading, painting, and crocheting.



Amy Peters

Which substation serves you?

Ever wonder which substation delivers electricity to your home, farm, or business? There are times the cooperative announces a planned outage to make a needed repair, or Mother Nature takes a swing at our system causing an outage. We often reference a substation, especially during a planned

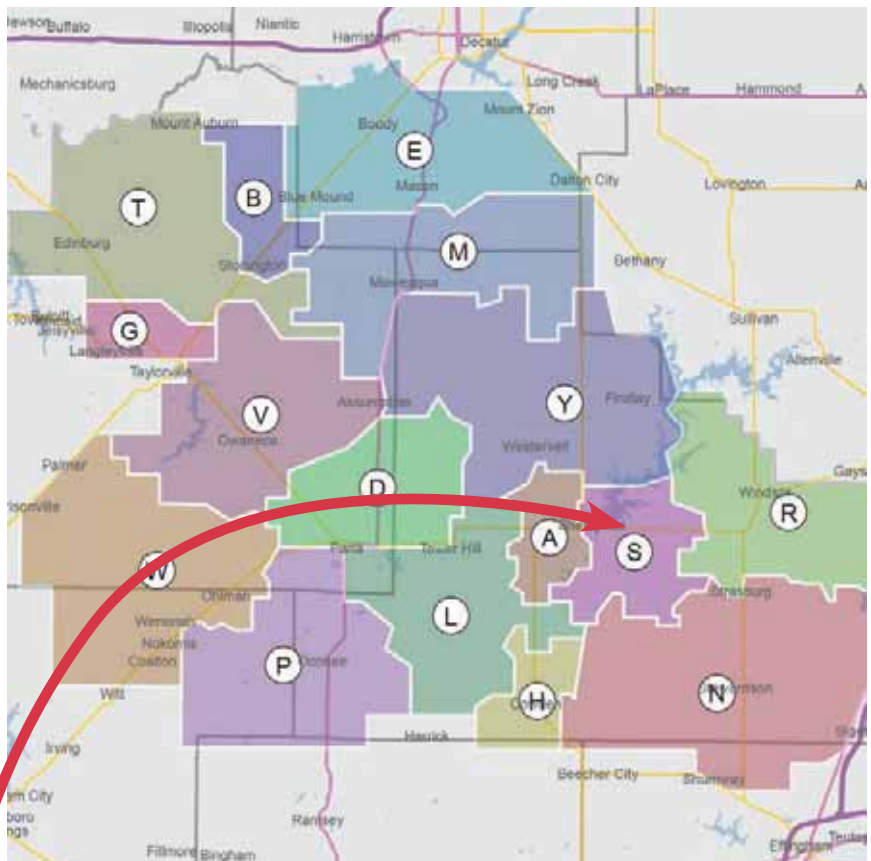
outage. Your “Map Location,” found on your electric bill, has a letter in front of a series of numbers. This letter references the substation that serves your home, farm, or business with power.

The chart below lists the substation and letter that corresponds with each one. For example, if your “Map

Location” number starts with the letter S, then you are served by the Shelbyville substation. This information is also good to have when reporting an outage.

Remember to report your outage by calling 1-800-677-2612 or by using the SmartHub app. Please DO NOT use social media to report an outage.

Substation	Letter Associated
Airport	A
Blue Mound	B
Dunkel	D
Elwin	E
Grove City	G
Herrick	H
Lakewood	L
Moweaqua	M
Neoga	N
Pana	P
Richland	R
Shelbyville	S
Taylorville	T
Velma	V
Wenonah	W
Yantisville	Y



Electric		Description:																			
Meter #	Map Location	Services To	Days	Readings	Meter Multiplier	kWh Usage															
00000000	S1006ET04 205	01/23/2022	32	Previous: 52401 Present: 53239	1	838															
Previous 12 Months		<table border="1" style="width: 100%; border-collapse: collapse;"> <tr> <td>Energy Charge</td> <td>838 kWh @ 0.1197</td> <td>100.31</td> </tr> <tr> <td>Power Cost Adjustment</td> <td>838 kWh @ -0.00187</td> <td>-1.57</td> </tr> <tr> <td>Facility Charge</td> <td></td> <td>52.00</td> </tr> <tr> <td>State Tax</td> <td></td> <td>2.68</td> </tr> <tr> <td>Electric Service Subtotal</td> <td></td> <td>153.42</td> </tr> </table>					Energy Charge	838 kWh @ 0.1197	100.31	Power Cost Adjustment	838 kWh @ -0.00187	-1.57	Facility Charge		52.00	State Tax		2.68	Electric Service Subtotal		153.42
Energy Charge	838 kWh @ 0.1197	100.31																			
Power Cost Adjustment	838 kWh @ -0.00187	-1.57																			
Facility Charge		52.00																			
State Tax		2.68																			
Electric Service Subtotal		153.42																			
<p>Kilowatt Hours</p>		<p>Temp</p>																			

This information can be found on page 2 of your electric bill.

REAL LIFE REAL POWER

Getting Real with Marla and insects

The ants go marching one by one ... right into the standby generator's control panel.

Ants get active this time of year. They like warm sunny days, but not cool nights or wet ground. They will seek a warm, dry location to build their nest, and it is not a good idea for this location to be the control board of a standby generator.

Insects such as ants, wasps, and ladybugs can destroy a generator quickly when they find their way into the control board. These boards are a costly part to replace! Insurance and warranties do not cover this kind of damage.

What are the signs to look for? You may have a pest problem if you see insects crawling or flying outside/inside of the generator. For prevention, make sure you open your generator lid periodically and do a visual inspection. It is important to remove and treat pests right away by using pest control around the generator or by contacting your local pest control agent to spray for you.

Also remember to listen for the generator to complete its weekly test cycle and make sure the light stays green. If your generator has a red light, you should call your generator service technician to report the issue.

You may also see bees, wasps, or flies swarming about your propane tank's lid, gas grill, or camper. This may mean that they got a whiff of propane; more precisely, they may have smelled ethyl mercaptan, the



additive that gives propane its distinctive, rotten egg odor. Many flying insects are attracted to that odor and will decide to make themselves at home near the source.

The internet is full of tips and tricks to deter pests from ruining your equipment and causing unpleasant encounters. Here are a few that I discovered:

- Cattle ear tags. They are weather-resistant and easy to attach to the outside of equipment.
- Spray WD-40 around camper and RV vents to deter nest building.

- Place a flea collar inside the cover of a propane tank.
- Stuff a brown paper bag with newspaper and hang on a grill's handle (away from the flame area!). It will resemble a hornet's nest and scare off wasps and bees.

Hopefully, you can enjoy spring without being bugged!

*~Marla Foor,
Communication Specialist
Source: Figgins Electric LLC*



ONLINE BILL PAY

Pay your bills online and monitor usage with the **smarthub** app!

