

Shelby Electric Cooperative's 82nd Annual Meeting of Members **CANCELED**



Attention Members:

It was reported in the June Shelby News, located within the *Illinois Country Living* magazine, that the annual meeting was rescheduled for August 28. However, after continued discussion and evaluation, the Shelby Electric Cooperative Board of Directors has decided to **CANCEL** this year's annual meeting. We apologize for any confusion this may have caused.

Keeping the health and safety of all members at the forefront, and considering the executive order established for COVID-19 recovery and restoration of permitted activities in Illinois, the board decided this was the best course of action.

Mark your calendars for the 2021 annual meeting, which will be Friday, June 4, 2021.

On America's birthday,
remember to honor our flag,
our nation, and all those, past
and present, who have risked
everything for our freedom.

Our offices will be closed Friday, July 3,
to celebrate our country's independence!

Energy Efficiency Tip of the Month

Spending more time at home? Try an online energy audit to assess the overall efficiency of your home. Visit www.energystar.gov, then enter "home energy yardstick" in the search box to get started!





**Know what's below.
Call before you dig.**

Be alert and stay safe in work zones

We are well into the summer season, and with states and communities re-opening, a return to vacations and road trips are happening. While on these trips, be aware of all types of roadside hazards and construction zones.











Sometimes utilities must put trucks and personnel in roadways to make repairs or install new equipment to keep power on at your home or business.

Examples may be a vehicle with flashing lights parked in the street, a bucket truck with cones around it as a tree is trimmed, or several trucks and trailers with barricades and lanes closed as a crew of linemen replace a utility pole.

Workers in these situations are already facing the hazards of dealing with high voltage, and they increase their risk when establishing a work zone in the roadway. No matter how big the work zone, it requires drivers to pay attention to avoid an accident.

Utility and construction families know all too well the heartbreak of accidents in a work zone. Workers die every year due to driver distractions. There are measures drivers must take when approaching a work zone to keep themselves and workers safe.

The National Work Zone Safety Information Clearing House has developed a list of tips to help drivers stay safe in work zones:

-  Never use a cell phone or text while driving
-  Stay alert
-  Expect the unexpected
-  Slow down and drive the posted work zone speed limit
-  Keep a safe distance between your car and other cars, construction workers, and equipment
-  Pay attention to the signs
-  Obey the flaggers
-  Be patient and stay calm
-  Know the rules for work zones
-  Use your four-way flashers when stopping or traveling slowly

Remember, there are increased fines and/or jail time that result from traffic violations in work zones.

When making travel plans, research road construction information by visiting each state's department of transportation website. Use this information to allot extra time that may be spent in work zones. Let's keep this a safe summer for everyone.

SHELBY News

**P.O. BOX 560
Shelbyville, IL 62565
Phone: 217-774-3986
or 1-800-677-2612
Pay-by-Phone:
1-855-385-9981
www.shelbyelectric.coop
twitter.com/YourCoop
facebook.com/YourCoop**

**Office Hours:
7:00 a.m. - 4:00 p.m.**



SURVEY

Surveys = Information = Better Service for YOU!

We need your opinion. Every other year, the Association of Illinois Electric Cooperatives (AIEC) conducts a statewide member survey project on our behalf. You may be randomly selected to participate in this year's project. If you are chosen to complete an online survey, you will be contacted by post card, email, or phone call. Anyone who completes the survey, by one of the methods listed above, will be entered into a drawing for the chance to win a \$250 bill credit.

Your information will be safe with us. Neither the AIEC nor the survey vendor, Inside Information, will ask for your credit card details or sell/share your private information. They will provide us with the anonymous survey results, and we will use the information to help improve our service to you.

If you are selected to participate, we thank you in advance for taking the time to complete the short survey. We expect survey notifications to go out in August and September.

If you have any questions or concerns, please feel free to contact us at 217-774-3986.

Which substation serves you?

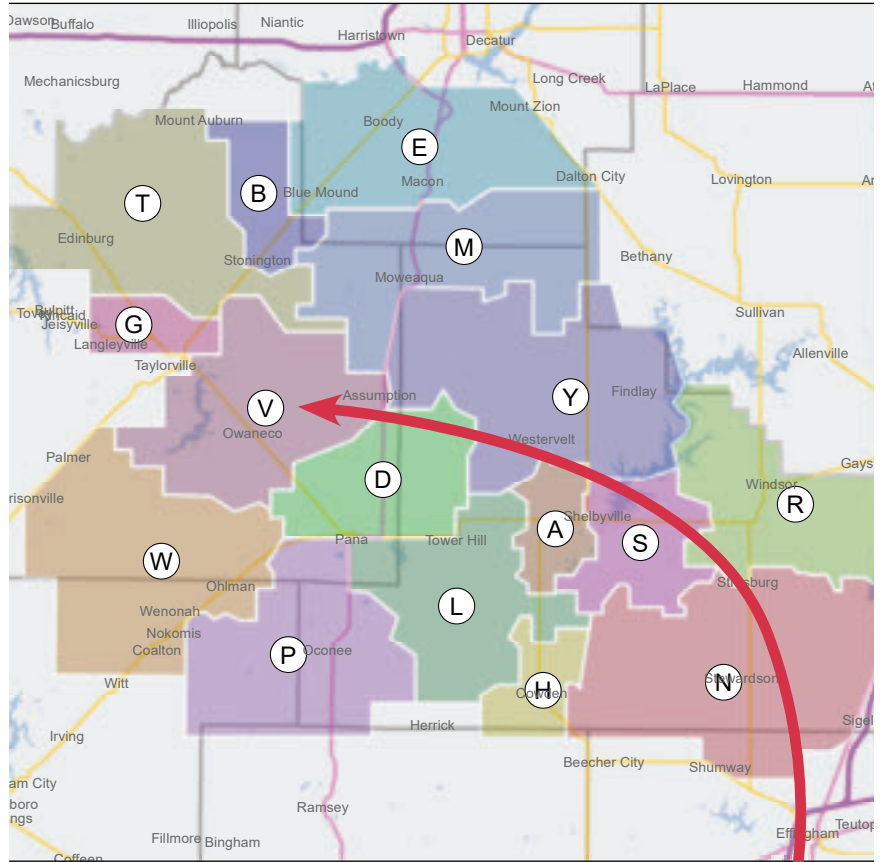
Ever wonder which substation delivers electricity to your home, farm, or business? There are times the cooperative announces a planned outage to make a needed repair, or Mother Nature takes a swing at our system causing an outage. We often reference a substation, especially during a planned

outage. Your “Map Location,” found on your electric bill, has a letter in front of a series of numbers. This letter references the substation that serves your home, farm, or business with power. This chart lists the substation and letter that corresponds with each one. For example, if your “Map Location” number

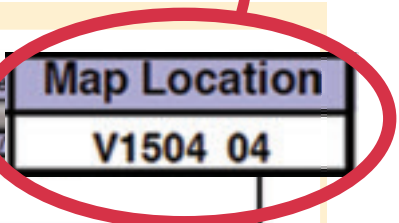
starts with the letter V, then you are served by the Velma substation. This information is also good to have when reporting an outage.

Remember to report your outage by calling 1-800-677-2612 or using the SmartHub app. Please DO NOT use social media to report an outage.

| Substation | Letter Associated |
|-------------|-------------------|
| Airport | A |
| Blue Mound | B |
| Dunkel | D |
| Elwin | E |
| Grove City | G |
| Herrick | H |
| Lakewood | L |
| Moweaqua | M |
| Neoga | N |
| Pana | P |
| Richland | R |
| Shelbyville | S |
| Taylorville | T |
| Velma | V |
| Wenonah | W |
| Yantisville | Y |



| Account No. | Cycle | Rate | SINGLE PHASE | | Service Address |
|-------------------------------|-------|-----------|---|-------------------------|-----------------|
| | 3 | 1 | Meter Number | Prev Read | Pres Read |
| | | | 96596 | 98059 | 1 |
| | | | Mult | KWH Used | Rate |
| | | | 1 | 1363 | 17/ R |
| Activity Since Last Bill | | \$ Amount | Current Bill Information | | \$ Amount |
| Previous Balance | | 267.00 | BALANCE PRIOR TO THIS BILLING ON 08/31/17 | | 0.00 |
| Payment | | -267.00 | | | |
| Other Adjustments | | 0.00 | | | |
| Balance Prior to this Billing | | 0.00 | ENERGY CHARGE | 1363.0 KWH @ .119700 = | 163.15 |
| | | | WHOLESALE PCA | 1363.0 KWH @ -.000260 = | -0.35 |



This information can be found on your electric bill.

REAL LIFE  REAL POWER

Getting Real with Marla and Power Outage Preparedness

When the power goes out, how many times do you flip a light switch out of habit? What is the item most difficult to be without? Have you given much thought about preparing for a power outage *before* an outage actually occurs? Often, the access to electricity is taken for granted until it is no longer available. Sort of like toilet paper during the coronavirus pandemic.

Fortunately for our Shelby Electric Cooperative (SEC) members, approximately 95 percent of our electrical outages are less than four hours in duration. However, lengthier outages can happen. Included in that remaining 5 percent of lengthier outages are major devastating events, such as the tornado that ripped through part of our SEC territory on December 1, 2018.

Considering that Illinois averages 60 to 80 thunderstorms per year, and nearly half of all thunderstorms occur during June, July, and August, now is the perfect time to make sure your household is prepared for a power outage.

Report all outages by calling 800-677-2612 or via the SmartHub app. Please do not report an outage on social media for your own security, and because our social media sites are not maintained 24/7.

Make sure you know how to manually open your automatic garage door. The emergency release cord (pictured) is the red rope that hangs from the garage door trolley.



Make an emergency kit that includes flashlights, batteries, candles, and matches. The American Red Cross has an online supply store (redcross.org/store) with emergency supply kits available for purchase. Store the kit in an easily accessible location and make it known to members of the household.

Check out the camping supplies. The outdoor/camping departments of stores have some great items that would be helpful during a time of power loss. Battery operated and solar charging options are available for lanterns, phone chargers, fans, and portable stations for powering up small electronics. Portable toilet seats are even available! If the water in your home is supplied by a well, remember that a water pump does not run without electricity.

If you use a portable generator, make sure a transfer safety switch is used, or connect the appliance(s) directly to the generator output through an extension cord or isolated circuit before you operate it. This prevents electricity from traveling back through the power lines and creating back feed, which is dangerous for anyone near power lines such as crews working to restore your power. SEC's subsidiary, Shelby Energy Company, sells a full line of Generac generators. With these generators, unlike a portable generator, the switch happens automatically. This switch eliminates the need to go outside, run extension cords, or fuel up with gasoline because an automatic standby generator operates on a propane or natural gas supply. Plus, when utility power returns, the generator automatically shuts down.

During an outage, Safe Electricity recommends turning off electrical appliances and unplugging major equipment, including air conditioning units, computers, and televisions. This will help protect equipment that could be damaged by electrical surges and prevent circuit overloads when power is restored. After power has been restored, turn on appliances and equipment one at a time.

Place an appliance thermometer in both the refrigerator and freezer. Make sure the refrigerator temperature is at 40 degrees Fahrenheit or below and the freezer is at zero. During an outage, keep refrigerator and freezer doors closed. A closed, well-sealed refrigerator will keep food safe for up to four hours. A full freezer will hold the temperature for approximately 48 hours (24 hours if it is half full).

When your power goes out, our crews go out to restore power. Being prepared in your home will help bridge that gap in time.

~Marla Foor,
Communication Specialist